

IDAHO STATE LEGISLATURE



CHILD SEXUAL ABUSE STATISTICS

Annual Report

I.C. § 67-1405

JULY 1, 2024 – JUNE 30, 2025

Joint Submission by
The Office of the Governor
Brad Little
and

The Office of the Attorney General
Raúl Labrador
January 2026



BRAD LITTLE

Governor
STATE OF IDAHO

RAÚL R. LABRADOR

Attorney General
STATE OF IDAHO

To: The Idaho Legislature and the Citizens of Idaho

Re: The Prosecution of Child Sexual Abuse

With this letter, we submit the annual report for Fiscal Year 2025 on the prosecution of child sexual abuse in Idaho. During FY2025, there were 889 reported incidents of child sexual abuse in Idaho. This is 126 reported incidents more than FY2024 and represents a 16.51% increase. Additionally, prosecutors in Idaho filed 1,232 child sexual abuse cases in FY2025, which was 36 fewer cases than FY2024 and represents a 2.83% decrease.

Taken together, these figures show that child sexual abuse remains a significant and ongoing concern throughout the state. The increase in reported incidents indicates that suspected abuse is being identified and brought to the attention of authorities more frequently, while the number of cases filed reflects a consistent prosecutorial response. Even with a slight year-over-year decline in filings, the overall volume of cases remains substantial, underscoring the enduring demands placed on law enforcement, prosecutors, and victim-support systems.

Addressing child sexual abuse requires sustained attention and deliberate action across multiple systems. Effective prevention and accountability depend not only on law enforcement and prosecutors, but also on informed families, vigilant communities, and institutions willing to recognize warning signs and respond appropriately. As reports increase, it is critical that Idaho continue to invest in the capacity of those charged with investigating and prosecuting these crimes. Ensuring that professionals have the training, tools, and support necessary to do this work is essential to protecting children and maintaining public trust.

Sincerely,

A blue ink signature of Brad Little, written in a cursive style.

BRAD LITTLE
Governor
STATE OF IDAHO

A blue ink signature of Raúl R. Labrador, written in a cursive style.

RAÚL R. LABRADOR
Attorney General
STATE OF IDAHO

TABLE OF CONTENTS

	<u>Page</u>
REPORT SUMMARY	4
DATA COLLECTION PROCESS	5
FY2025 CHILD SEXUAL ABUSE REPORT	
I. REPORTED INCIDENTS – I.C. § 67-1405(1)	6
II. CASES FILED – I.C. § 67-1405(2)	7
a. ADULT OFFENDERS	
CHART A1 – ADULT MOST FREQUENTLY FILED CHARGES	7
CHART A2 – ADULT CASES FILED BY JUDICIAL DISTRICT	7
b. JUVENILE OFFENDERS	
CHART J1 – JUVENILE MOST FREQUENTLY FILED CHARGES	8
CHART J2 – JUVENILE PETITIONS FILED BY JUDICIAL DISTRICT	8
CHART M1- DISTRICTS OF IDAHO	9
III. DISPOSITION INFORMATION – I.C. § 67-1405(3)	
a. ADULT OFFENDERS	10
CHART A3 – ADULT SENTENCING DISPOSITIONS	10
b. JUVENILE OFFENDERS	10
CHART J3 – JUVENILE DISPOSITION INFORMATION	10
IV. DISCHARGED OFFENDERS – I.C. § 67-1405(4)	
a. TABLE 1 – DISCHARGES OF ADULT OFFENDERS	11
V. STATEWIDE CASE COMPARISON	14
a. TABLE 2 – YEAR OVER YEAR ANALYSIS	14
b. TABLE 3 – CASES BY COUNTY	15
c. TABLE 4 – CASES BY TEN MOST POPULATED COUNTIES	16
d. TABLE 5 – CASES BY TEN LEAST POPULATED COUNTIES	16

REPORT SUMMARY

Incidents Reported

I.C. § 67-1405(1)

A total of 889 incidents of child sexual abuse were reported to the Department of Health and Welfare, Division of Family and Community Services in FY2025.

This represents a 16.51% increase with 126 more incidents reported over FY2025.

Cases Filed

I.C. § 67-1405(2)

A total of 1232 child sexual abuse cases were filed (1010 adult, 222 juvenile) in Idaho District and Juvenile Courts in FY2025.

This represents a 2.83% decrease with 36 fewer cases filed over FY2024.

Disposition

I.C. § 67-1405(3)

Child Sexual Abuse Conviction/Disposition Status:

- Prison – 157 adults
- Juvenile Corrections – 4 juveniles
- Probation – 22 adults, 69 juveniles
- Retained Jurisdiction – 14 adults
- Cases Pending – 552 adults, 103 juveniles
- Cases Dismissed – 263 adults, 46 juveniles
- Acquittals – 2 adults, 0 juveniles

Discharged Offenders

I.C. § 67-1405(4)

The Commission of Pardons and Parole granted parole to 326 inmates and discharged an additional 204 inmates who completed their sentence during FY2025 for committing child sexual abuse crimes.

DATA COLLECTION PROCESS

This report is prepared in accordance with I.C. § 67-1405 and is intended to reflect child sexual abuse incident data for FY2025 (July 1, 2024 to June 30, 2025). The Office of the Attorney General compiles the data reported by the Department of Health and Welfare, County Prosecuting Attorneys, the Administrative Office of the Courts, and the Commission of Pardons and Parole relating to the following statutory sexual offenses involving children:

- Sexual Abuse of a Child Under the Age of Sixteen Years (I.C. § 18-1506)
- Sexual Exploitation of a Child (I.C. § 18-1507)
- Lewd Conduct with a Minor Child Under Sixteen (I.C. § 18-1508)
- Sexual Battery of a Minor Child Sixteen or Seventeen Years of Age (I.C. § 18-1508A)
- Enticing of Children Over the Internet (I.C. § 18-1509A)

I. REPORTED INCIDENTS

Idaho Code § 67-1405(1) provides:

The department of health and welfare, each city police department, each county sheriff, and the Idaho state police shall submit to the office of the attorney general a report of each child sexual abuse incident reported to each agency of state or local government. The report shall contain such information as specified by the attorney general. It shall be the duty of the attorney general to the greatest extent possible to use and develop the information required in this section on forms currently in use by each governmental entity, thus avoiding unnecessary paperwork.

Child sexual abuse incidents requiring involvement from the Department of Health and Welfare¹ for Fiscal Years 2013-2024, is as follows:

Fiscal Year July 1 – June 30	Incidents	Percentage Increase+ / Decrease- over Prior Year
2025	889	+16.51%
2024	763	+8.4%
2023	704	-10.32%
2022	785	-2.0%
2021	801	+0.6%
2020	796	+2.7%
2019	775	+17.4%
2018	660	+22.5%
2017	539	-1.1%
2016	545	+26.5%

¹ The Attorney General recognizes that some incidents of child sexual abuse may be reported to local law enforcement entities but not reported to or investigated by the Dept. of Health and Welfare. There are no systems presently in place to identify such reports or to account for duplicate reporting of the same incident. Therefore, incident information included in this report is limited to those incidents of child sexual abuse reported to and investigated by the Department of Health and Welfare.

II. CASES FILED

Idaho Code § 67-1405(2) provides:

It shall be the duty of each county prosecuting attorney to submit to the office of the attorney general a report of each child sexual abuse case handled by the prosecuting attorney. The report required pursuant to this section shall be designed by the attorney general to minimize the paperwork impact on each county prosecutor.

a. ADULT OFFENDERS

In FY2025, Idaho's District Courts received 1010 cases among adult offenders related to statutory sexual offenses involving children. Chart A1 shows the most frequently filed charges.

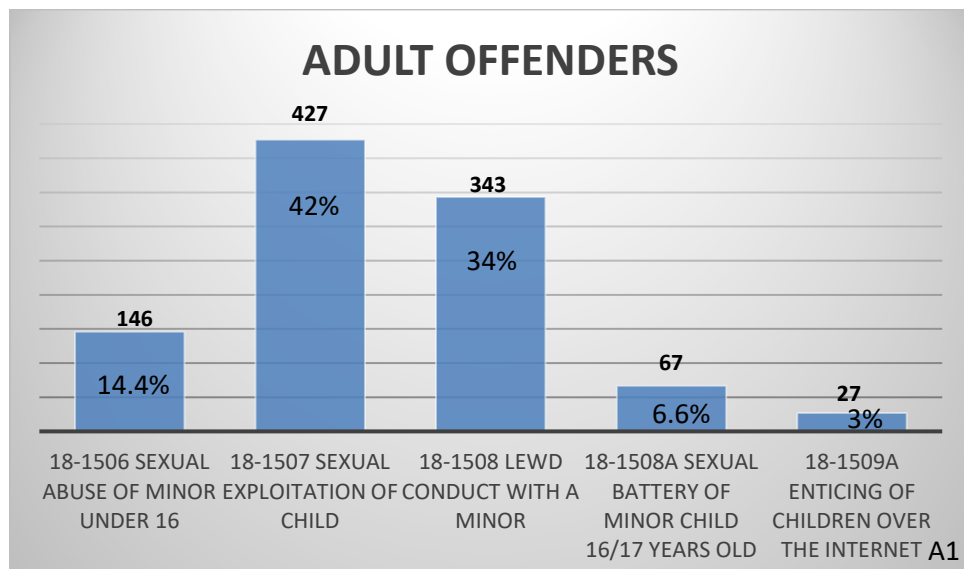
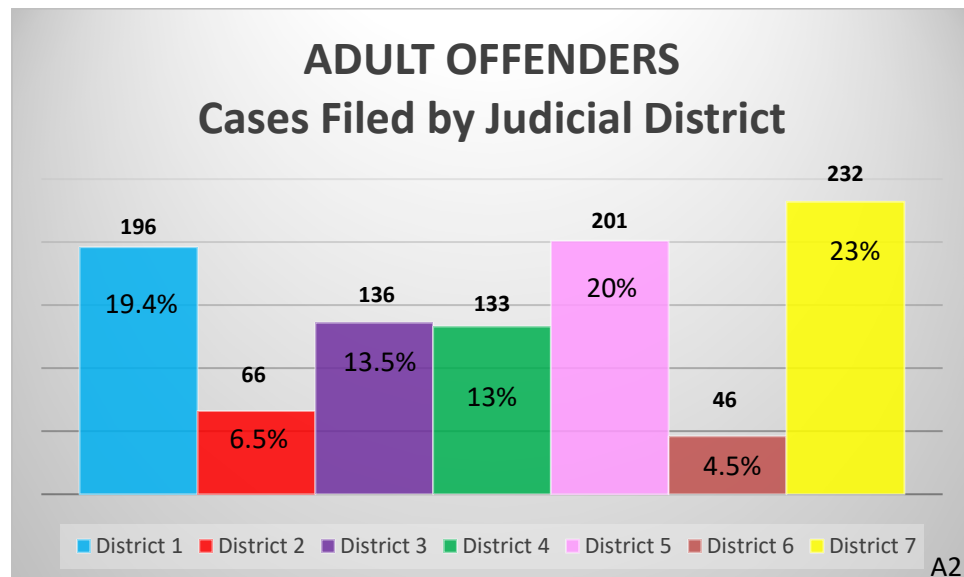


Chart A2 shows the breakdown of adult case filings per Idaho judicial district.



b. JUVENILE OFFENDERS

In FY2025, Idaho's District Courts received 222 cases among juvenile offenders related to statutory sexual offenses involving children. Chart J1 shows the most frequently filed charges.

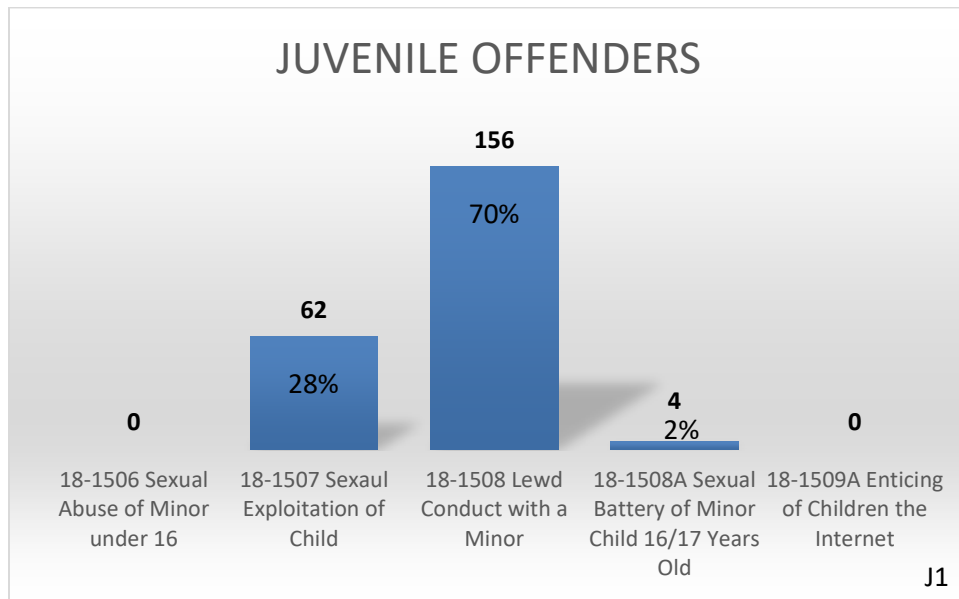


Chart J2 shows the breakdown of juvenile case filings per Idaho judicial district.

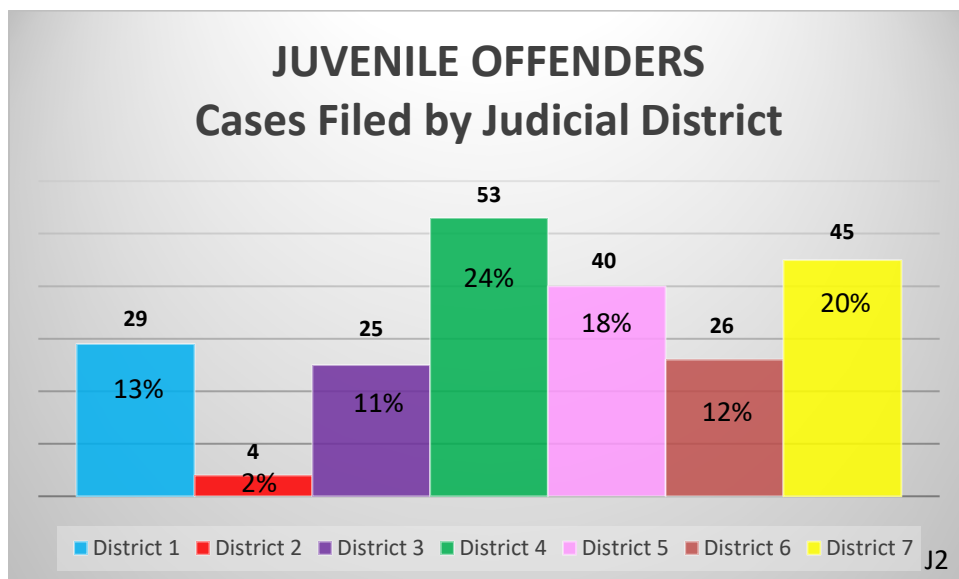




CHART M1

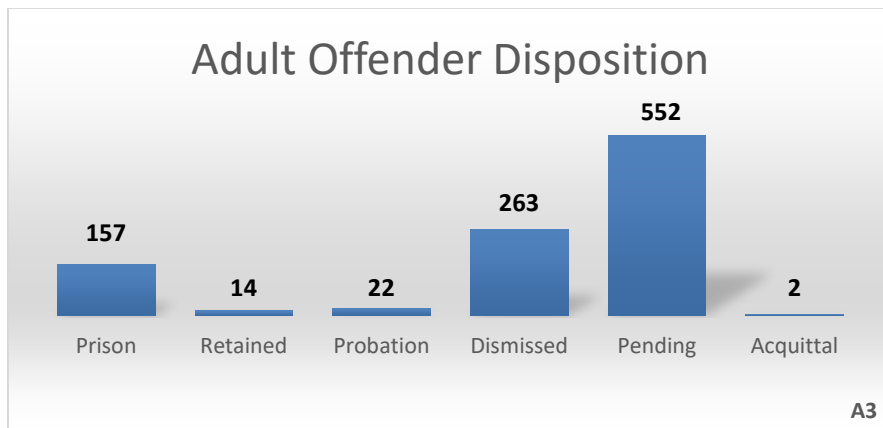
III. DISPOSITION INFORMATION

Idaho Code § 67-1405(3) provides:

The administrative office of the courts shall submit to the office of the attorney general a report showing the disposition of each child sexual abuse case handled by each of the district courts throughout the state. This reporting requirement may be satisfied by submission of a copy of a judgment made and entered in each case.

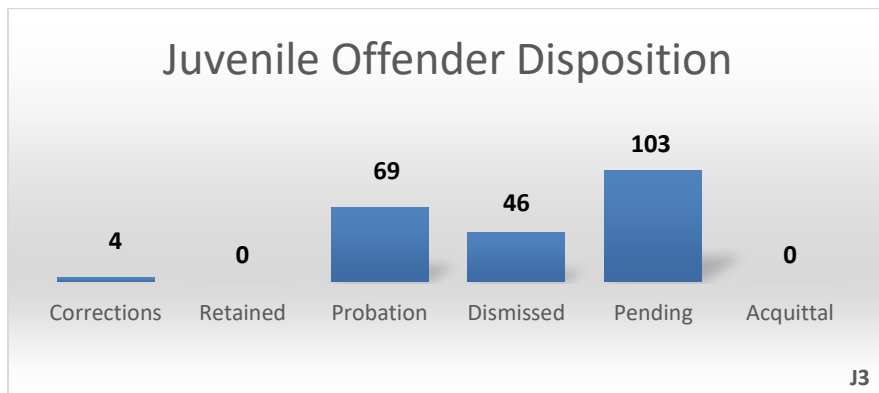
a. ADULT OFFENDER DISPOSITIONS

Chart A3 depicts case status, and the number of convictions obtained against adult offenders in child sexual abuse cases for FY2025.



b. JUVENILE OFFENDER DISPOSITIONS

Chart J3 shows the 222 juvenile child sexual abuse case dispositions in FY2025.



IV. DISCHARGED OFFENDERS

Idaho Code § 67-1405(4) provides:

The commission on pardons and parole shall submit to the office of the attorney general a report showing the release or discharge of any individual convicted of a crime involving child sexual abuse. Such report shall be designed to minimize the paperwork impact upon the commission.

The Commission of Pardons and Parole reported 326 inmates were granted parole and an additional 204 were discharged for completing sentences of statutory sexual offenses involving children.

TABLE 1

Counties	Discharge Type	18-1501 Injury to Child	18-1506 Sexual Abuse of Minor Under 16	18-1507 Possession Sexually Exploitative Materials	18-1508 Lewd Conduct w/Minor Under 16	18-1508A Sexual Battery of Minor 16/17 Years Old	18-1509A Enticing of Children over the Internet	Total
ADA	DISCHARGE	21	9	6	9	4	6	55
	PAROLE	30	8	16	26	13	11	104
	PROBATION	10	3	2	3	5	2	25
ADAMS	DISCHARGE	0	0	0	0	0	0	0
	PAROLE	0	0	0	1	0	0	1
	PROBATION	0	0	0	0	0	0	0
BANNOCK	DISCHARGE	4	4	0	1	0	0	9
	PAROLE	5	1	3	3	0	0	12
	PROBATION	1	0	1	2	1	0	5
BEAR LAKE	DISCHARGE	0	0	0	0	0	0	0
	PAROLE	0	0	0	0	0	0	0
	PROBATION	0	1	0	0	0	0	1
BENEWAH	DISCHARGE	0	0	0	0	0	0	0
	PAROLE	0	0	0	0	0	0	0
	PROBATION	0	0	0	0	0	0	0
BINGHAM	DISCHARGE	1	0	0	2	0	0	3
	PAROLE	3	5	2	3	0	0	13
	PROBATION	1	1	0	0	1	0	3
BLAINE	DISCHARGE	0	0	0	0	0	0	0
	PAROLE	0	0	0	0	0	1	1
	PROBATION	0	0	0	0	0	0	0
BOISE	DISCHARGE	0	0	0	0	0	0	0
	PAROLE	1	0	2	0	0	0	3
	PROBATION	0	1	0	0	0	0	1
BONNER	DISCHARGE	5	2	2	2	0	0	11
	PAROLE	7	1	0	4	0	0	12
	PROBATION	1	0	0	0	0	0	1
BONNEVILLE	DISCHARGE	3	3	0	1	1	0	8
	PAROLE	2	4	2	9	2	0	19
	PROBATION	0	0	4	0	2	0	6
BOUNDARY	DISCHARGE	0	0	0	0	0	0	0
	PAROLE	0	0	0	1	0	0	1
	PROBATION	0	2	0	0	0	0	2
BUTTE	DISCHARGE	1	1	0	0	0	0	2
	PAROLE	1	0	0	0	0	0	1
	PROBATION	0	0	0	0	0	0	0

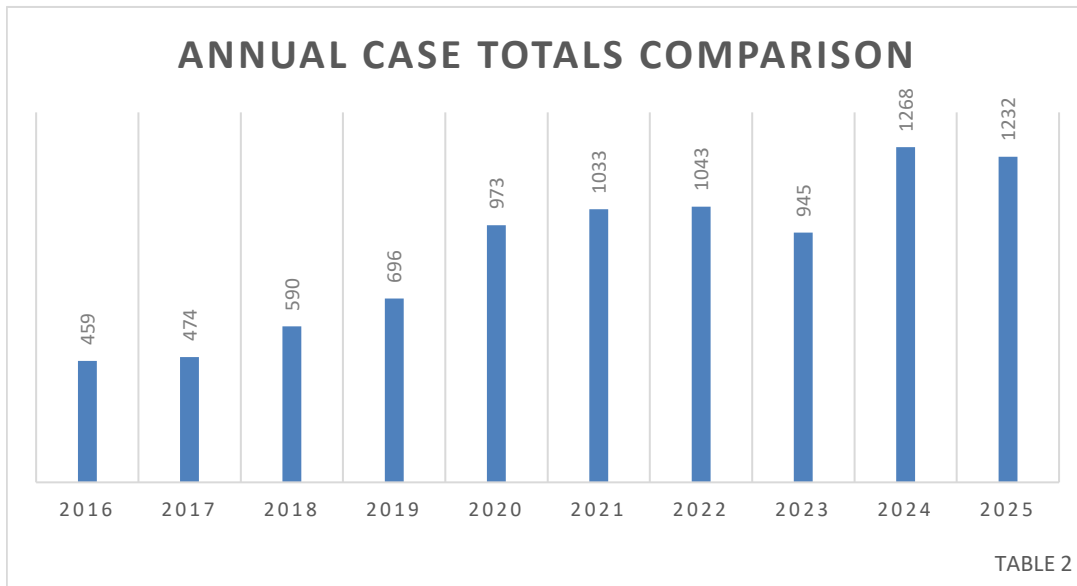
Counties	Discharge Type	18-1501 Injury to Child	18-1506 Sexual Abuse of Minor Under 16	18-1507 Possession Sexually Exploitative Materials	18-1508 Lewd Conduct w/Minor Under 16	18-1508A Sexual Battery of Minor 16/17 Years Old	18-1509A Enticing of Children over the Internet	Total
CAMAS	DISCHARGE	0	0	0	0	0	0	0
	PAROLE	0	0	0	0	0	0	0
	PROBATION	0	0	0	0	0	0	0
CANYON	DISCHARGE	15	10	3	6	3	0	37
	PAROLE	10	9	2	11	2	3	37
	PROBATION	6	1	0	2	0	0	9
CARIBOU	DISCHARGE	0	0	0	0	0	0	0
	PAROLE	0	0	0	2	1	1	4
	PROBATION	0	0	0	0	0	0	0
CASSIA	DISCHARGE	0	2	0	0	0	1	3
	PAROLE	5	3	0	9	0	0	17
	PROBATION	1	0	0	0	0	0	1
CLARK	DISCHARGE	0	0	0	0	0	0	0
	PAROLE	0	0	0	0	0	0	0
	PROBATION	0	0	0	0	0	0	0
CLEARWATER	DISCHARGE	0	0	0	1	0	0	1
	PAROLE	0	0	0	0	0	0	0
	PROBATION	0	0	1	0	0	0	1
CUSTER	DISCHARGE	0	0	0	0	0	0	0
	PAROLE	0	0	0	1	0	0	1
	PROBATION	0	0	0	0	0	0	0
ELMORE	DISCHARGE	3	0	0	0	0	0	3
	PAROLE	0	0	1	2	0	0	3
	PROBATION	0	0	0	0	0	0	0
FRANKLIN	DISCHARGE	0	1	0	2	0	0	3
	PAROLE	2	0	0	0	0	0	2
	PROBATION	0	0	0	0	0	0	0
FREMONT	DISCHARGE	0	1	0	0	0	0	1
	PAROLE	0	2	0	0	0	0	2
	PROBATION	0	0	0	0	0	0	0
GEM	DISCHARGE	2	1	1	5	1	0	10
	PAROLE	1	0	0	2	1	0	4
	PROBATION	0	1	0	0	0	0	1
GOODING	DISCHARGE	1	1	0	0	0	0	2
	PAROLE	0	0	0	1	0	0	1
	PROBATION	0	0	3	0	0	0	3
IDAHO	DISCHARGE	0	0	0	0	0	0	0
	PAROLE	0	0	0	0	0	0	0
	PROBATION	1	0	0	0	0	0	1
JEFFERSON	DISCHARGE	1	0	0	1	0	0	2
	PAROLE	0	0	0	1	0	0	1
	PROBATION	0	0	1	0	0	0	1
JEROME	DISCHARGE	0	1	0	0	0	1	2
	PAROLE	2	2	1	1	0	0	6
	PROBATION	1	0	0	0	1	0	2
KOOTENAI	DISCHARGE	10	4	3	4	0	1	22
	PAROLE	9	5	0	6	1	0	21
	PROBATION	4	1	0	4	0	0	9
LATAH	DISCHARGE	1	0	0	0	0	0	1
	PAROLE	0	0	0	0	0	0	0
	PROBATION	2	0	0	1	0	0	3

Counties	Discharge Type	18-1501 Injury to Child	18-1506 Sexual Abuse of Minor Under 16	18-1507 Possession Sexually Exploitative Materials	18-1508 Lewd Conduct w/Minor Under 16	18-1508A Sexual Battery of Minor 16/17 Years Old	18-1509A Enticing of Children over the Internet	Total
LEMHI	DISCHARGE	0	0	0	0	0	0	0
	PAROLE	1	0	0	0	1	0	2
	PROBATION	0	0	0	0	0	0	0
LEWIS	DISCHARGE	0	0	0	1	0	0	1
	PAROLE	0	0	0	1	0	0	1
	PROBATION	0	0	0	0	0	0	0
LINCOLN	DISCHARGE	2	1	0	0	0	0	3
	PAROLE	0	0	0	0	0	0	0
	PROBATION	0	0	0	0	0	0	0
MADISON	DISCHARGE	1	0	0	1	0	1	3
	PAROLE	1	0	0	3	0	1	5
	PROBATION	3	0	0	0	0	0	3
MINIDOKA	DISCHARGE	0	0	0	1	1	0	2
	PAROLE	0	1	0	0	0	3	4
	PROBATION	0	1	0	1	0	0	2
NEZ PERCE	DISCHARGE	2	2	0	2	0	0	6
	PAROLE	3	1	1	2	0	0	7
	PROBATION	0	0	0	0	0	0	0
ONEIDA	DISCHARGE	0	0	0	1	0	0	1
	PAROLE	0	0	0	0	1	0	1
	PROBATION	0	0	0	0	0	0	0
OWYHEE	DISCHARGE	1	0	0	1	0	0	2
	PAROLE	1	1	0	0	0	0	2
	PROBATION	1	0	0	0	0	0	1
PAYETTE	DISCHARGE	0	0	0	0	0	0	0
	PAROLE	3	1	0	0	0	0	4
	PROBATION	0	0	0	0	0	0	0
POWER	DISCHARGE	0	1	0	0	0	0	1
	PAROLE	0	0	0	0	0	0	0
	PROBATION	0	0	0	0	0	0	0
SHOSHONE	DISCHARGE	1	1	0	1	0	0	3
	PAROLE	3	1	0	2	1	1	8
	PROBATION	1	0	1	0	0	0	2
TETON	DISCHARGE	0	0	0	0	0	0	0
	PAROLE	1	0	0	1	0	0	2
	PROBATION	0	0	0	0	0	0	0
TWIN FALLS	DISCHARGE	5	0	0	1	0	0	6
	PAROLE	3	0	5	10	0	0	18
	PROBATION	6	0	2	2	2	0	12
VALLEY	DISCHARGE	0	0	0	0	0	0	0
	PAROLE	0	0	2	1	1	0	4
	PROBATION	1	0	0	0	0	0	1
WASHINGTON	DISCHARGE	0	1	0	0	0	0	1
	PAROLE	1	0	1	0	0	0	2
	PROBATION	0	0	0	0	0	0	0
TOTAL		215	103	68	161	46	33	626

STATEWIDE CASE COMPARISON

As reported by 44 County Prosecuting Attorneys, the total statewide child sexual abuse cases submitted for prosecution, by fiscal year, is outlined below:

Fiscal Year (July 1-June30)	Total Cases	Percentage Increase + / Decrease – Over Prior Year
2025	1232	-2.83%
2024	1268	34.18%
2023	945	-9.05%
2022	1039	0.60%
2021	1033	6.20%
2020	973	39.80%
2019	696	18.00%
2018	590	24.50%
2017	474	3.30%
2016	459	-8.60%



**U.S. CENSUS BUREAU POPULATION ESTIMATES
IDAHO CASE FILINGS BY COUNTY – FY2025**

TABLE 3

County	Population Estimates as of 04/01/2020	Adult	Juvenile	Total
ADA	494,967	86	50	136
ADAMS	4,379	0	0	0
BANNOCK	87,018	26	22	48
BEAR LAKE	6,372	2	1	3
BENEWAH	9,530	3	0	3
BINGHAM	47,992	9	5	14
BLAINE	24,272	3	2	5
BOISE	7,610	2	0	2
BONNER	47,110	32	3	35
BONNEVILLE	123,964	148	34	182
BOUNDARY	12,056	8	3	11
BUTTE	2,574	1	0	1
CAMAS	1,077	0	0	0
CANYON	231,105	118	18	136
CARIBOU	7,027	0	0	0
CASSIA	24,655	14	14	28
CLARK	790	0	0	0
CLEARWATER	8,734	5	0	5
CUSTER	4,275	0	0	0
ELMORE	28,666	35	1	36
FRANKLIN	14,194	10	2	12
FREMONT	13,388	11	1	12
GEM	19,123	6	1	7
GOODING	15,598	0	0	0
IDAHO	16,541	2	1	3
JEFFERSON	30,891	7	1	8
JEROME	24,237	46	2	48
KOOTENAI	171,362	139	18	157
LATAH	39,517	0	0	0
LEMHI	7,974	8	1	9
LEWIS	3,533	1	0	1
LINCOLN	5,127	1	0	1
MADISON	52,913	40	3	43
MINIDOKA	21,613	17	7	24
NEZ PERCE	42,090	58	3	61
ONEIDA	4,564	4	0	4
OWYHEE	11,913	0	1	1
PAYETTE	25,386	12	5	17
POWER	7,878	4	1	5
SHOSHONE	13,169	14	5	19
TETON	11,630	8	0	8
TWIN FALLS	90,046	120	15	135
VALLEY	11,746	10	2	12
WASHINGTON	10,500	0	0	0
TOTALS	1,839,106	1010	222	1232

**FY2025 CASES IN
TEN MOST POPULATED COUNTIES**

TABLE 4

County	Population	Adult	Juvenile	Total
Ada	494,967	86	50	136
Canyon	231,105	118	18	136
Kootenai	171,362	139	18	157
Bonneville	123,964	148	34	182
Twin Falls	90,046	120	15	135
Bannock	87,018	26	22	48
Madison	52,913	40	3	43
Bingham	47,992	9	5	14
Bonner	47,110	32	3	35
Nez Perce	42,090	58	3	61

**FY2025 CASES IN
TEN LEAST POPULATED COUNTIES**

TABLE 5

County	Population	Adult	Juvenile	Total
Clark	790	0	0	0
Camas	1,077	0	0	0
Butte	2,574	1	0	1
Lewis	3,533	1	0	1
Custer	4,275	0	0	0
Adams	4,379	0	0	0
Oneida	4,564	4	0	4
Lincoln	5,127	1	0	1
Bear Lake	6,372	2	1	3
Caribou	7,027	0	0	0